



NEW



AKOR T3/7



AKOR GD

The new Akor Heat Recovery unit provides a **constant air renewal and heat recovery in houses**. The AKOR heat recovery unit incorporates an efficient cross flow heat exchanger and two direct drive centrifugal fans with 2-speed low power consumption class B, IP44 single phase 230V50Hz motors. The casing is manufactured from tough reinforced plastic. The unit is designed for continuous operation.

A P P L I C A T I O N S



Attic or closet installation

Both T3/7 & GD models are available in Option 1 or Option 2 configurations



0 041182 609070

AKOR

Heat Recovery



Fibreglass thermal insulation



Permanent drain to evacuate condensation water



Easy maintenance and filter cleaning





Plate heat exchanger



Efficient cross flow heat exchanger, manufactures from polypropylene plates



All models incorporate inlet and discharge circular duct connection flanges with integrated air seal

STANDARD VERSIONS:

Model AKOR T3/7:

- 4 circular connection flanges 80 mm diameter for exhaust air of bathrooms, toilets and wet rooms.
- 1 circular connection flange 125 mm diameter for exhaust air of the kitchen area.
- Power absorbed at free discharge: 115W.

Model AKOR GD/115:

- 1 circular connection flange 150 mm diameter for exhaust air.
- Power absorbed at free discharge: 115W.

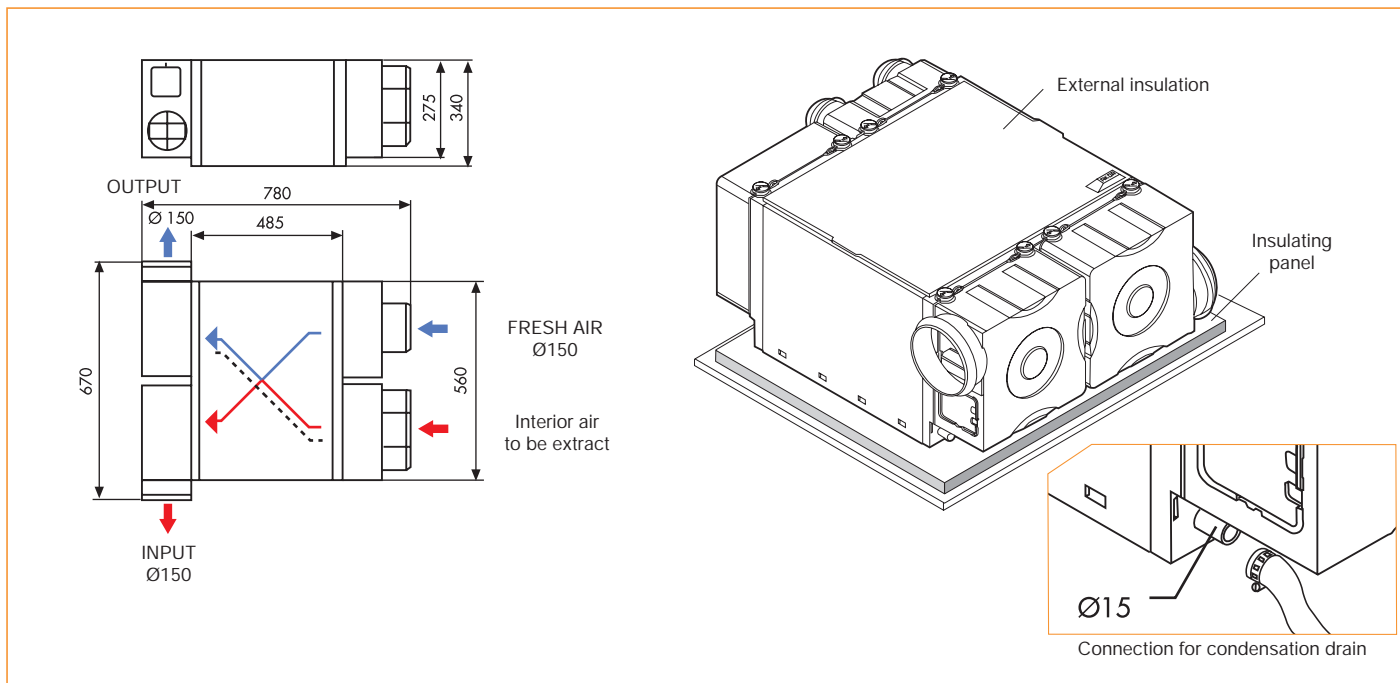
Model AKOR GD:

- 1 circular connection flange 150 mm diameter for exhaust air.
- Power absorbed at free discharge: 270W.

Technical characteristics

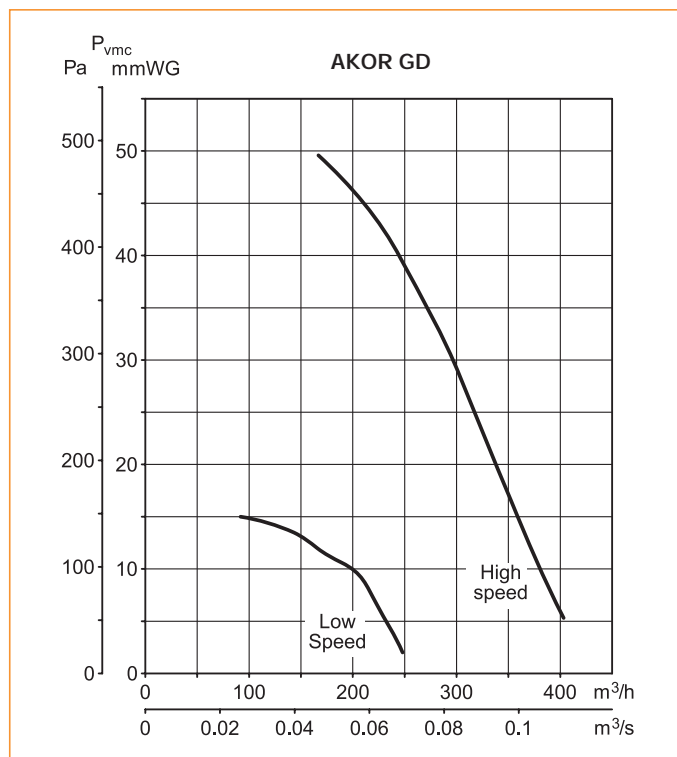
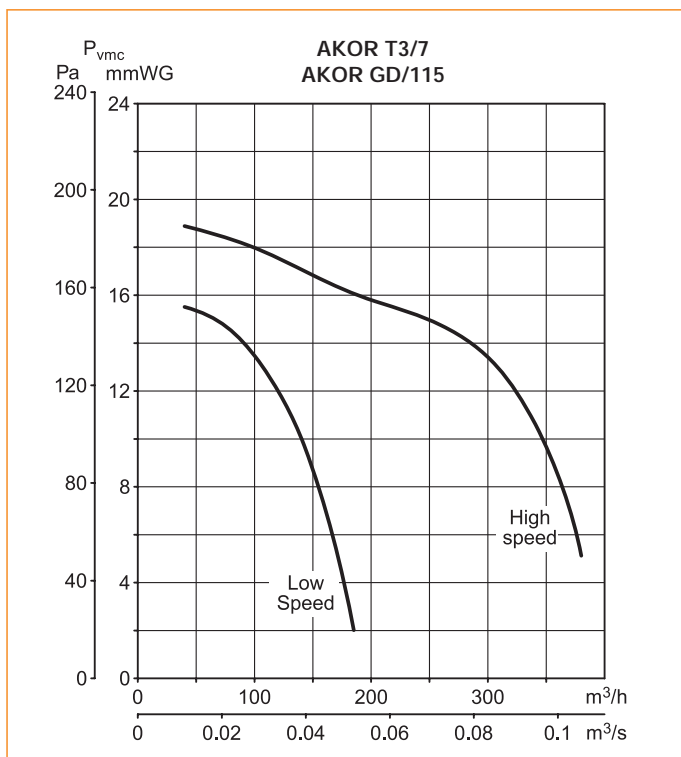
Model	Voltage (V)	Power absorbed at free discharge (W)	Weight (Kg)
AKOR T3/7	230	115	15
AKOR GD/115	230	115	15
AKOR GD	230	270	16

■ Dimensions (mm)

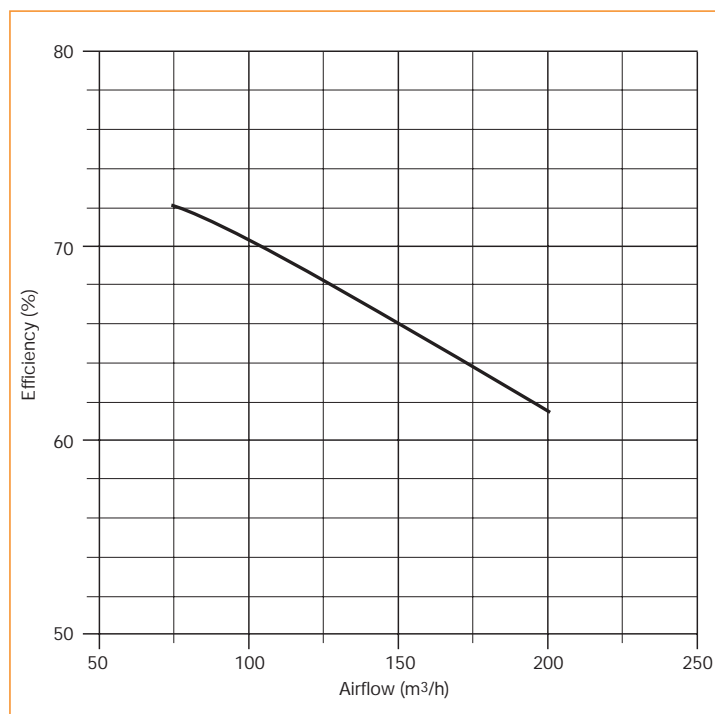


■ Characteristic curves

- Q = Air volume in, m^3/hr and m^3/s .
- P_e = Static pressure in mmWG and Pa.
- Dry air at $20^\circ C$ and 760 mmHg.
- Air flow data in accordance with the following standards: UNE 100-212-89, BS 848, Part 1; AMCA 210-85 and ASHRAE 51-1985.



Thermal efficiency



Fresh air inlet ducting should always be insulated

Supply air & extract air ducting should be insulated if installed in a cold area (loft).

Exhaust ducting should be insulated if installed in a warm area (loft)

Installation examples

